

Assess your vital signs.



San Juan Island EMS

Client
8901

EMS System Report



Number of Your Patients in this Report:

6

October, 2011
Monthly Score

99.23

1515 Center St.
Lansing, MI 48096
1-877-583-3100
service@EMSSurveyTeam.com
www.EMSSurveyTeam.com

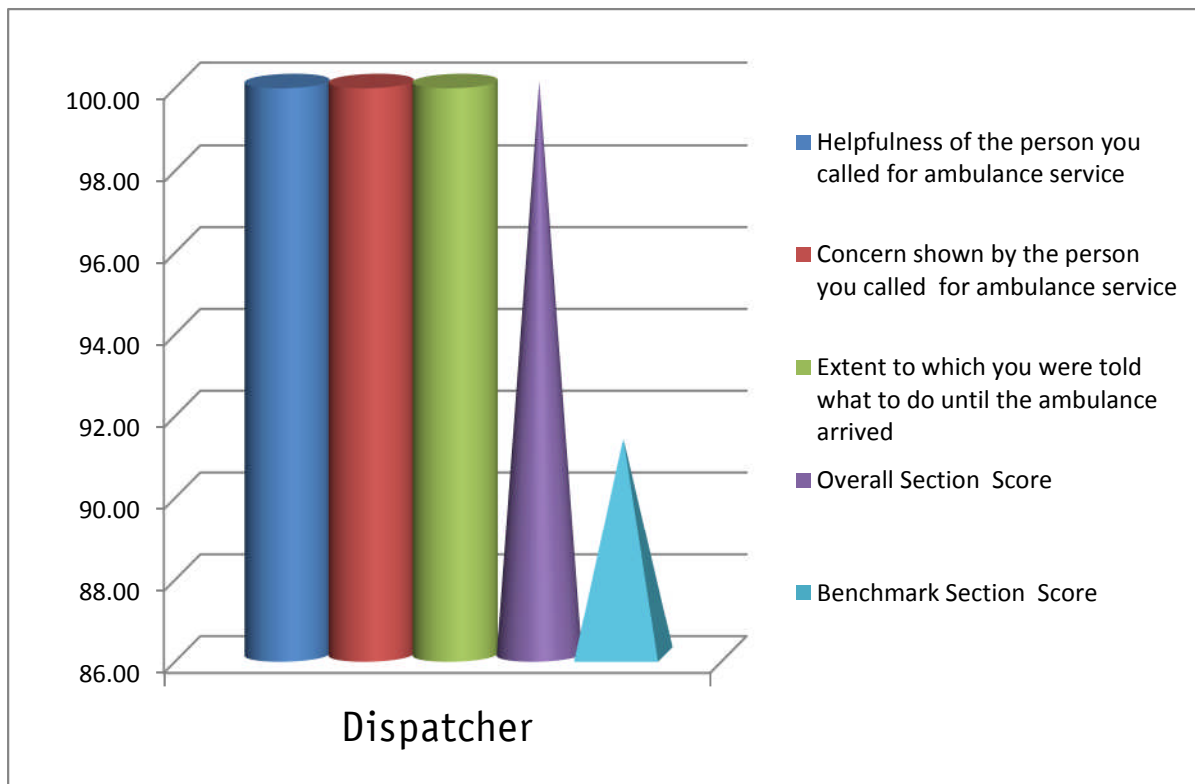




Dispatch Analysis

This analysis details the section results that concern dispatch operations. The analysis contains the mean scores for each survey question. The first column shows the company score, the second column details the total Database score and the third column is the variance +/-.

	Your Score	Total DB	Variance
Helpfulness of the person you called for ambulance service	100.00	92.25	7.75
Concern shown by the person you called for ambulance service	100.00	91.92	8.08
Extent to which you were told what to do until the ambulance arrived	100.00	89.59	10.41

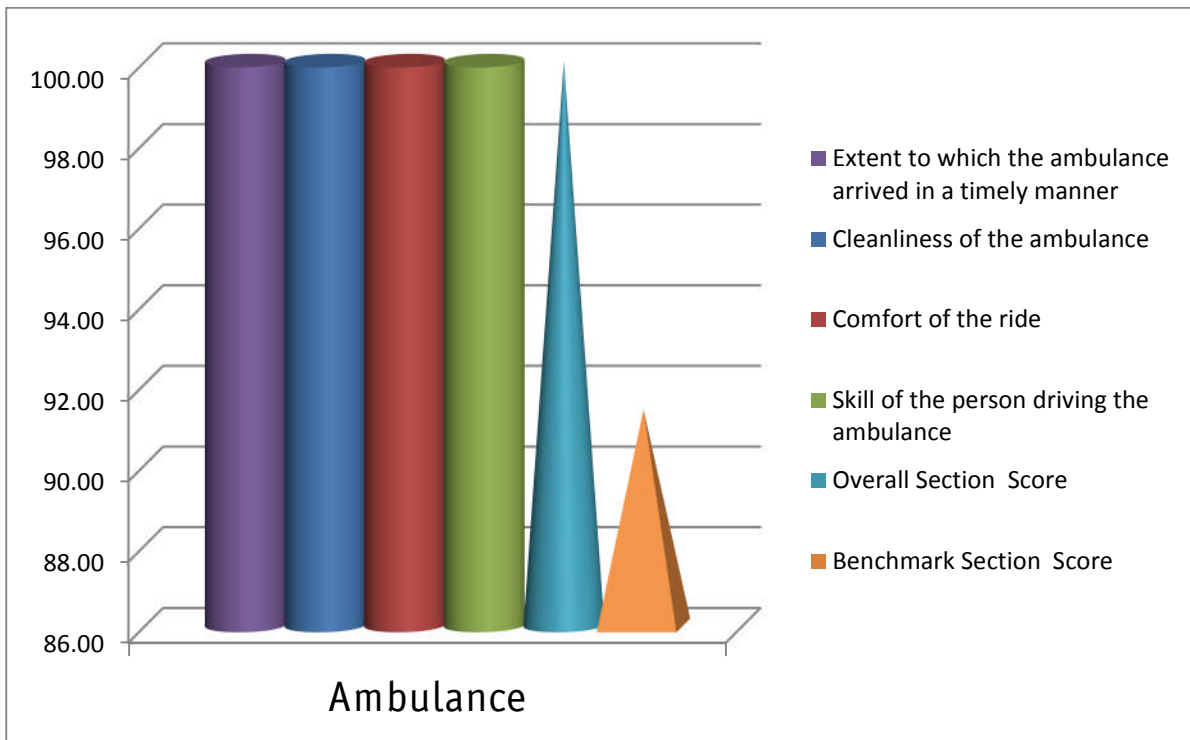




Ambulance Analysis

This analysis details the section results that concern ambulance operations. The analysis contains the mean scores for each survey question. The first column shows the company score, the second column details the total Database score and the third column is the variance +/-.

	Your Score	Total DB	Variance
Extent to which the ambulance arrived in a timely manner	100.00	91.43	8.57
Cleanliness of the ambulance	100.00	94.02	5.98
Comfort of the ride	100.00	86.25	13.75
Skill of the person driving the ambulance	100.00	93.45	6.55

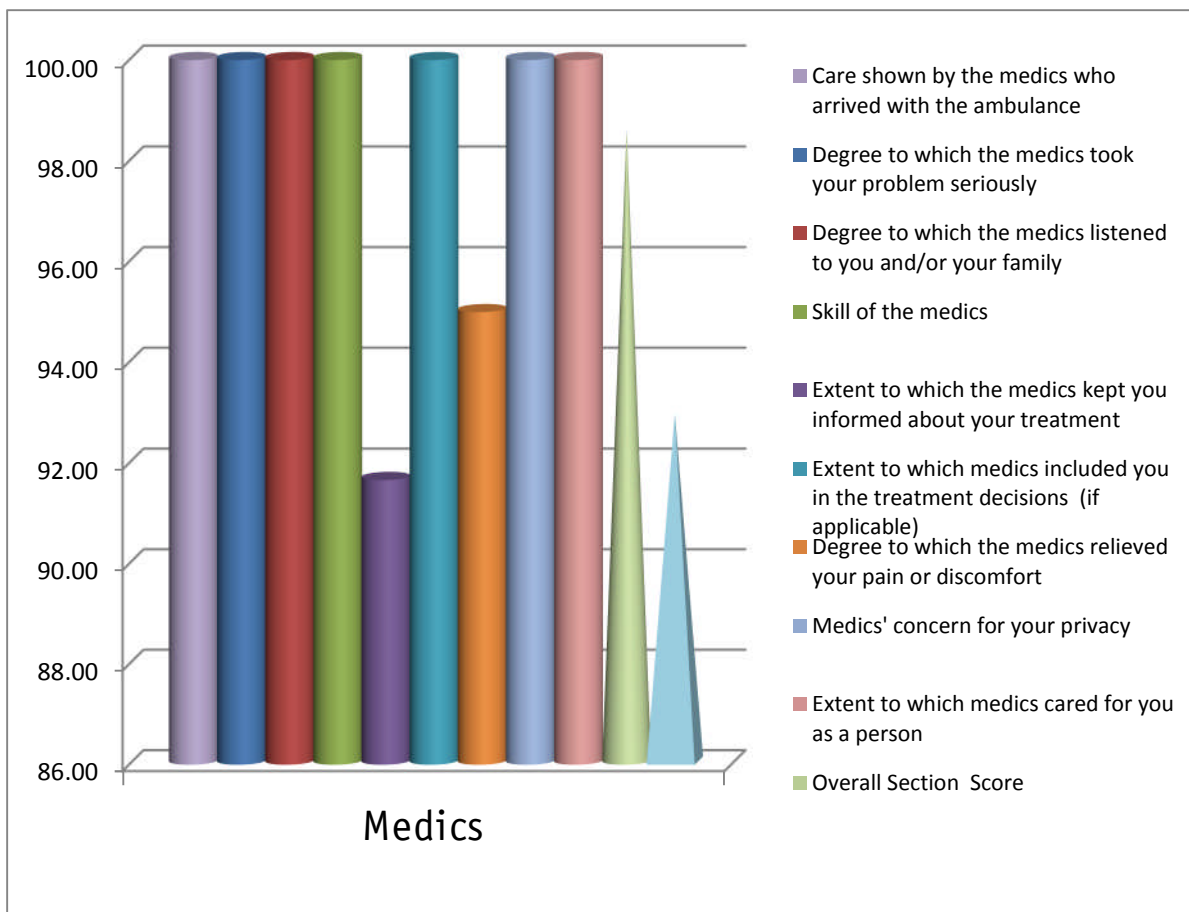




Medic Analysis

This analysis details the section results that concern the medics' performance. The analysis contains the mean scores for each survey question. The first column shows the company score, the second column details the total Database score and the third column is the variance +/-.

	Your Score	Total DB	Variance
Care shown by the medics who arrived with the ambulance	100.00	94.11	5.89
Degree to which the medics took your problem seriously	100.00	93.81	6.19
Degree to which the medics listened to you and/or your family	100.00	93.53	6.47
Skill of the medics	100.00	93.84	6.16
Extent to which the medics kept you informed about your treatment	91.67	91.93	-0.26
Extent to which medics included you in the treatment decisions (if applicable)	100.00	91.32	8.68
Degree to which the medics relieved your pain or discomfort	95.00	90.05	4.95
Medics' concern for your privacy	100.00	92.74	7.26
Extent to which medics cared for you as a person	100.00	94.11	5.89



Assess your vital signs.

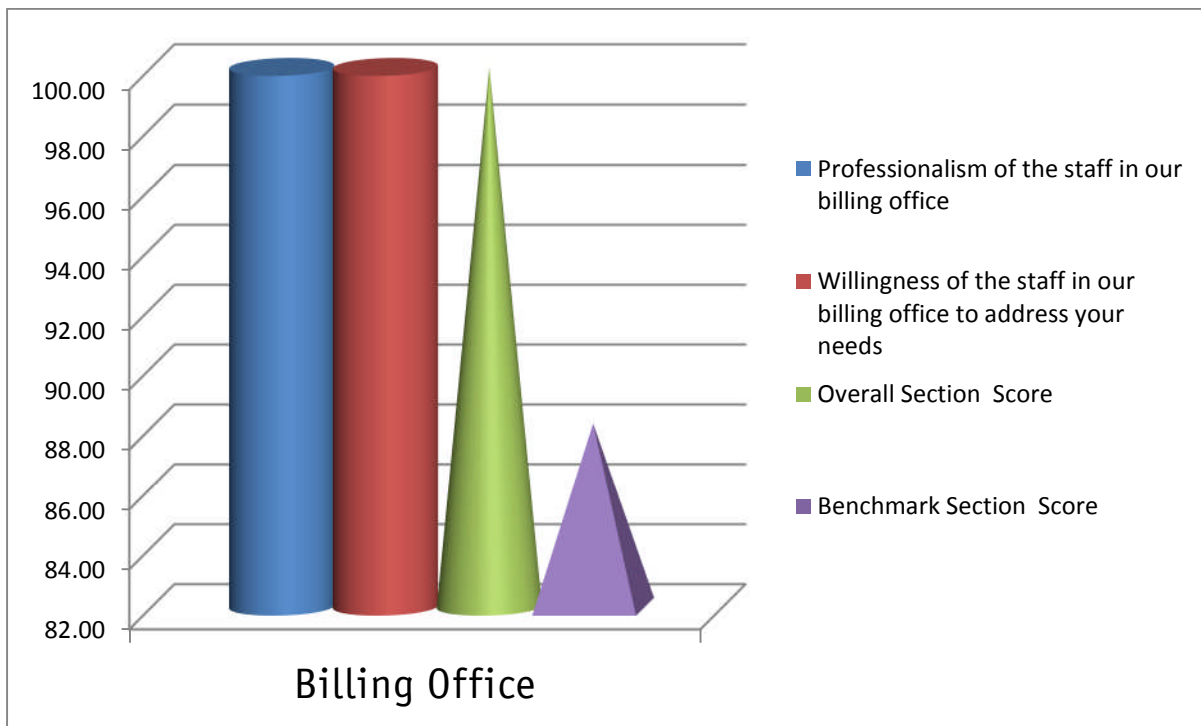
For more information, contact
1-877-583-3100 or
service@EMSSurveyTeam.com



Office Staff Analysis

This analysis details the section results that concern office operations. The analysis contains the mean scores for each survey question. The first column shows the company score, the second column details the total Database score and the third column is the variance +/-.

	Your Score	Total DB	Variance
Professionalism of the staff in our billing office	100.00	88.19	11.81
Willingness of the staff in our billing office to address your needs	100.00	88.17	11.83

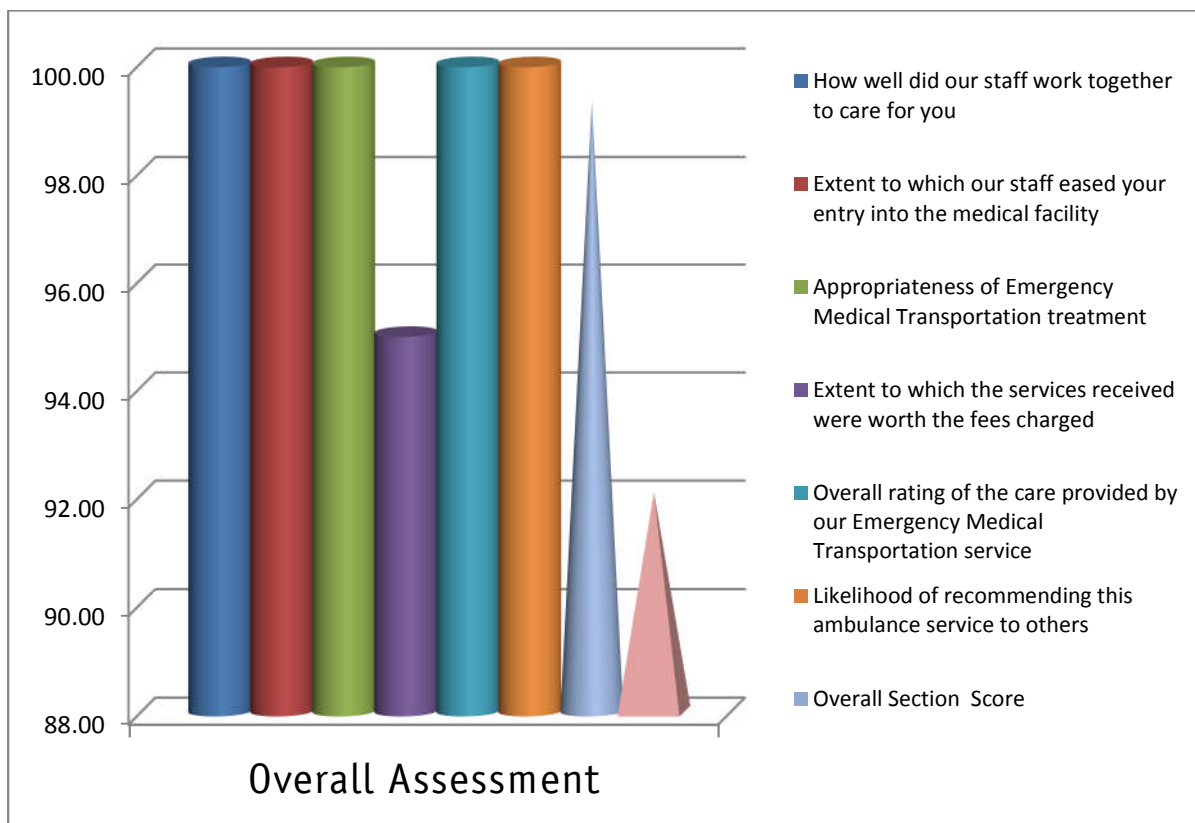




Overall Assessment Analysis

This analysis details the section results that concern the overall assessment of operations. The analysis contains the mean scores for each survey question. The first column shows the company score, the second column details the total Database score and the third column is the variance +/-.

	Your Score	Total DB	Variance
How well did our staff work together to care for you	100.00	93.07	6.93
Extent to which our staff eased your entry into the medical facility	100.00	93.24	6.76
Appropriateness of Emergency Medical Transportation treatment	100.00	93.03	6.97
Extent to which the services received were worth the fees charged	95.00	86.15	8.85
Overall rating of the care provided by our Emergency Medical Transportation service	100.00	93.29	6.71
Likelihood of recommending this ambulance service to others	100.00	92.48	7.52





Question Analysis

This section lists a synopsis of the information about your individual questions and overall scores for this monthly reporting period. Again the first column shows the company score, the second column details the total Database score and the third column is the variance +/-.

	Your Score	Total DB	Variance
Helpfulness of the person you called for ambulance service	100.00	92.25	7.75
Concern shown by the person you called for ambulance service	100.00	91.92	8.08
Extent to which you were told what to do until the ambulance arrived	100.00	89.59	10.41
Extent to which the ambulance arrived in a timely manner	100.00	91.43	8.57
Cleanliness of the ambulance	100.00	94.02	5.98
Comfort of the ride	100.00	86.25	13.75
Skill of the person driving the ambulance	100.00	93.45	6.55
Care shown by the medics who arrived with the ambulance	100.00	94.11	5.89
Degree to which the medics took your problem seriously	100.00	93.81	6.19
Degree to which the medics listened to you and/or your family	100.00	93.53	6.47
Skill of the medics	100.00	93.84	6.16
Extent to which the medics kept you informed about your treatment	91.67	91.93	-0.26
Extent to which medics included you in the treatment decisions (if applicable)	100.00	91.32	8.68
Degree to which the medics relieved your pain or discomfort	95.00	90.05	4.95
Medics' concern for your privacy	100.00	92.74	7.26
Extent to which medics cared for you as a person	100.00	94.11	5.89
Professionalism of the staff in our billing office	100.00	88.19	11.81
Willingness of the staff in our billing office to address your needs	100.00	88.17	11.83
How well did our staff work together to care for you	100.00	93.07	6.93
Extent to which our staff eased your entry into the medical facility	100.00	93.24	6.76
Appropriateness of Emergency Medical Transportation treatment	100.00	93.03	6.97
Extent to which the services received were worth the fees charged	95.00	86.15	8.85
Overall rating of the care provided by our Emergency Medical Transportation service	100.00	93.29	6.71
Likelihood of recommending this ambulance service to others	100.00	92.48	7.52
Overall Survey Rating	99.23	92.00	7.23



Assess your vital signs.

For more information, contact
1-877-583-3100 or
service@EMSSurveyTeam.com



Company Comparisons

The following chart gives a comparison of the mean score for each question as scored by comparable companies. Your company is highlighted. There is also a **green-shaded** highlight of the highest score for each question. This will show how you compare to similar companies.

	Total DB	A	C	D	E	G	I	San Juan Island	R	U	V
Small Volume Services (<110 Responses)											
Total Score	92.00	93.87	91.57	91.25	87.87	93.43	86.00	99.23	90.11	87.73	95.78
Helpfulness of the person you called for ambulance service	92.25	85.71	90.78	93.18	89.81	89.06	87.50	100.00	91.67	90.52	96.15
Concern shown by the person you called for ambulance service	91.92	96.43	93.52	95.45	87.50	91.67	87.50	100.00	88.89	89.81	96.15
Extent to which you were told what to do until the ambulance arrived	89.59	96.43	89.81	87.50	83.74	90.00	100.00	100.00	87.04	87.00	93.75
Extent to which the ambulance arrived in a timely manner	91.43	88.89	93.55	90.38	88.28	93.75	87.50	100.00	89.10	86.83	92.86
Cleanliness of the ambulance	94.02	96.88	94.35	97.92	90.00	95.00	87.50	100.00	90.41	90.44	96.15
Comfort of the ride	86.25	84.38	85.48	85.42	83.06	89.06	87.50	100.00	88.19	83.63	89.58
Skill of the person driving the ambulance	93.45	90.63	94.35	91.67	89.84	93.75	87.50	100.00	93.75	90.32	96.15
Care shown by the medics who arrived with the ambulance	94.11	96.43	93.97	95.83	90.00	94.12	87.50	100.00	94.70	93.18	98.33
Degree to which the medics took your problem seriously	93.81	96.43	95.69	91.67	88.71	94.12	87.50	100.00	94.12	91.67	98.33
Degree to which the medics listened to you and/or your family	93.53	96.43	94.83	95.83	88.71	89.71	100.00	100.00	93.38	89.06	96.67
Skill of the medics	93.84	95.83	95.37	93.75	88.33	94.12	100.00	100.00	91.67	91.67	98.21
Extent to which the medics kept you informed about your treatment	91.93	96.43	91.67	84.09	88.39	92.65	62.50	91.67	89.84	86.72	96.43
Extent to which medics included you in the treatment decisions	91.32	95.00	91.67	92.86	84.82	94.64	100.00	100.00	90.74	86.11	97.73
Degree to which the medics relieved your pain or discomfort	90.05	95.00	88.46	90.63	83.66	92.86	100.00	95.00	90.52	87.90	94.64
Medics' concern for your privacy	92.74	95.00	92.86	92.50	87.93	93.75	87.50	100.00	90.63	91.41	98.21
Extent to which medics cared for you as a person	94.11	95.00	95.54	93.75	88.71	94.12	50.50	100.00	90.15	90.63	100.00
Professionalism of the staff in our billing office	88.19	91.67	86.90	85.71	83.75	91.07	100.00	100.00	82.81	72.06	90.63
Willingness of the staff in our billing office to address your needs	88.17	91.67	86.90	85.71	82.89	95.00	100.00	100.00	83.40	72.28	91.67
How well did our staff work together to care for you	93.07	95.83	89.81	89.58	90.83	96.43	75.00	100.00	92.97	89.71	96.43
Extent to which our staff eased your entry into the medical facility	93.24	95.83	89.81	95.45	91.96	96.67	87.50	100.00	91.67	89.84	98.08
Appropriateness of Emergency Medical Transportation treatment	93.03	95.83	90.18	89.58	90.38	95.31	87.50	100.00	91.13	87.90	98.08
Extent to which the services received were worth the fees charged	86.15	91.67	84.78	77.78	83.04	96.43	87.50	95.00	79.00	75.90	85.00
Overall rating of the care provided by our Emergency Medical service	93.29	95.83	91.38	93.75	89.17	95.31	75.00	100.00	90.63	88.64	98.33
Likelihood of recommending this ambulance service to others	92.48	96.43	91.67	91.67	90.83	95.00	100.00	100.00	85.41	87.50	93.33
Number of Surveys for the period	2548	9	33	14	35	18	2	6	41	38	16
Small Volume Service Ranking		3	5	6	9	4	11	1	8	10	2
Overall rank for all companies in the Database		5	16	18	25	9	28	1	22	26	3



Assess your vital signs.

For more information, contact
1-877-583-3100 or
service@EMSSurveyTeam.com



Monthly Breakdown

Below are the monthly responses that have been received for your service. It details the individual score for each question as well as the overall company score for that month.

Survey Dates	Jun-10	Feb-11	Mar-11	Apr-11	May-11	Jun-11	Jul-11	Aug-11	Oct-11
Helpfulness of the person you called for ambulance service	100.00	93.75	96.97	95.00	95.45	94.44	100.00	100.00	100.00
Concern shown by the person you called for ambulance service	100.00	93.75	96.25	94.44	95.45	93.08	87.50	100.00	100.00
Extent to which you were told what to do until the ambulance arrived	100.00	89.00	95.92	93.75	97.50	92.17	87.50	75.00	100.00
Extent to which the ambulance arrived in a timely manner	100.00	94.44	97.15	97.73	96.43	95.63	87.50	87.50	100.00
Cleanliness of the ambulance	100.00	90.00	97.66	100.00	96.43	97.22	87.50	100.00	100.00
Comfort of the ride	100.00	90.00	94.11	100.00	94.23	94.44	87.50	100.00	100.00
Skill of the person driving the ambulance	100.00	88.73	97.25	100.00	96.15	97.22	87.50	100.00	100.00
Care shown by the medics who arrived with the ambulance	100.00	87.58	95.99	92.86	91.67	97.02	100.00	91.67	100.00
Degree to which the medics took your problem seriously	100.00	93.75	97.12	90.46	93.33	96.61	100.00	83.33	100.00
Degree to which the medics listened to you and/or your family	100.00	93.18	96.25	85.50	94.64	94.91	91.67	91.67	100.00
Skill of the medics	100.00	100.00	97.52	87.50	95.00	97.16	91.67	91.67	100.00
Extent to which the medics kept you informed about your treatment	100.00	97.92	96.07	86.62	94.64	94.40	91.67	91.67	91.67
Extent to which medics included you in the treatment decisions (if applicable)	100.00	93.18	96.10	87.58	95.45	94.12	83.33	91.67	100.00
Degree to which the medics relieved your pain or discomfort	100.00	87.60	95.06	91.07	89.58	92.97	87.50	91.67	95.00
Medics' concern for your privacy	100.00	86.45	95.53	86.45	93.75	94.34	83.33	91.67	100.00
Extent to which medics cared for you as a person	100.00	97.92	96.91	92.31	95.00	97.09	91.67	83.33	100.00
Professionalism of the staff in our billing office	100.00	95.83	89.74	85.42	87.50	89.72	75.00	83.33	100.00
Willingness of the staff in our billing office to address your needs	100.00	95.83	91.45	85.42	86.11	92.35	75.00	100.00	100.00
How well did our staff work together to care for you	100.00	97.92	95.55	92.86	96.43	96.43	87.50	83.33	100.00
Extent to which our staff eased your entry into the medical facility	100.00	89.00	97.69	100.00	92.31	93.95	75.00	83.33	100.00
Appropriateness of Emergency Medical Transportation treatment	100.00	95.45	95.25	95.45	94.23	97.50	75.00	83.33	100.00
Extent to which the services received were worth the fees charged	100.00	86.36	88.34	89.58	86.54	90.47	75.00	42.00	95.00
Overall rating of the care provided by our Emergency Medical Transportation service	100.00	100.00	97.92	95.83	89.29	96.95	75.00	83.33	100.00
Likelihood of recommending this ambulance service to others	100.00	97.73	96.68	97.73	91.67	95.86	87.50	83.33	100.00
San Juan Island Survey Rating	100.00	93.22	95.77	92.31	93.44	95.01	88.50	87.13	99.23
Responses	3	13	128	18	16	44	3	3	6



Assess your vital signs.

For more information, contact
1-877-583-3100 or
service@EMSSurveyTeam.com



Monthly Graphic Comparison of Overall Score

Below are the monthly scores for your service. It details the overall score for each month as well as the overall benchmark score for that month.

